Giraffe: Open the Comparison Gate

A picture guide



A picture guide. Compare. Set the gate. Check.

Use the play button shown in the real opening view.

Same start



Look at both rows. They begin together. Compare the full tens, then the extra ones.

The top row is 47; the bottom row is 52. Both begin at one post.

Move the gate

Not yet



Now it matches



Drag the big handles. Open wider toward the row with more. The blocks stay still.

Watch the handle move; the counting blocks do not move.

Check





Ready? Press the green OK. A matching gate earns one star.

Set the gate first. Then the green OK becomes ready.

Try again

FIRST TRY



REPAIR



A first try can change. Check the endpoints. Move the gate and press OK again.

The same 47 and 52 counts remain visible in the first try and the repair.

Same amount

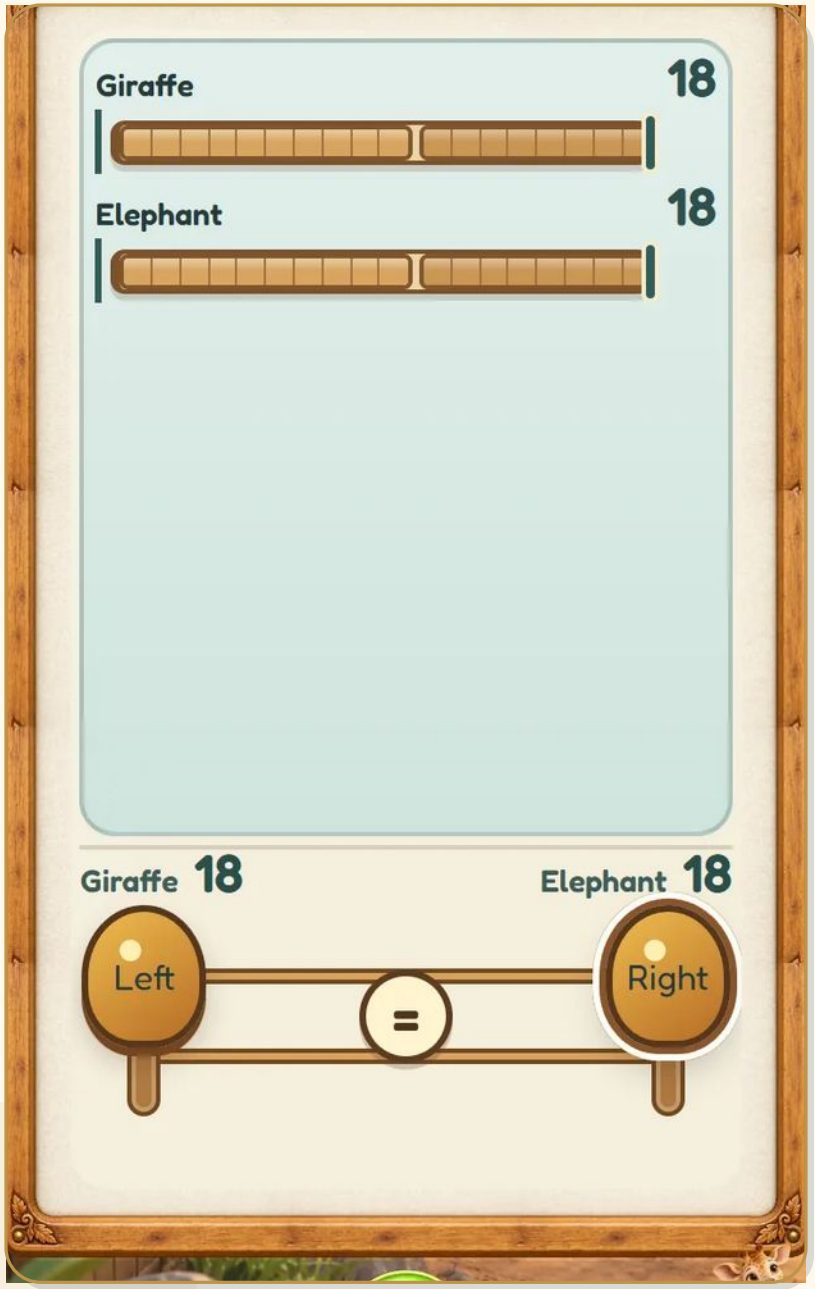

Same amount

Same counts? Make both openings equal. The two arms become parallel.

This equality view shows 18 equals 18.

18 = 18

A delivery changes

BEFORE 42/51



AFTER 52/51



Watch what arrives or leaves. Compare the new rows. The gate may change—or stay the same.

An external delivery adds 10 on the left: 42/51 becomes 52/51.

Take your time

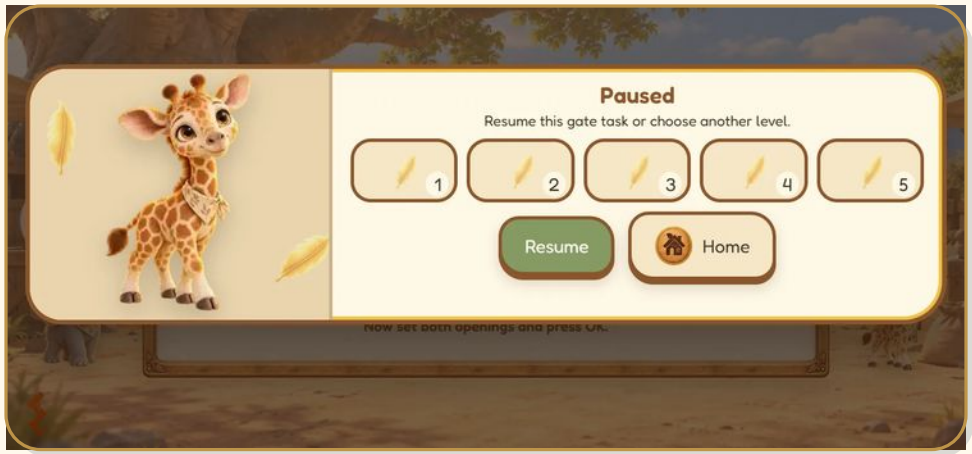



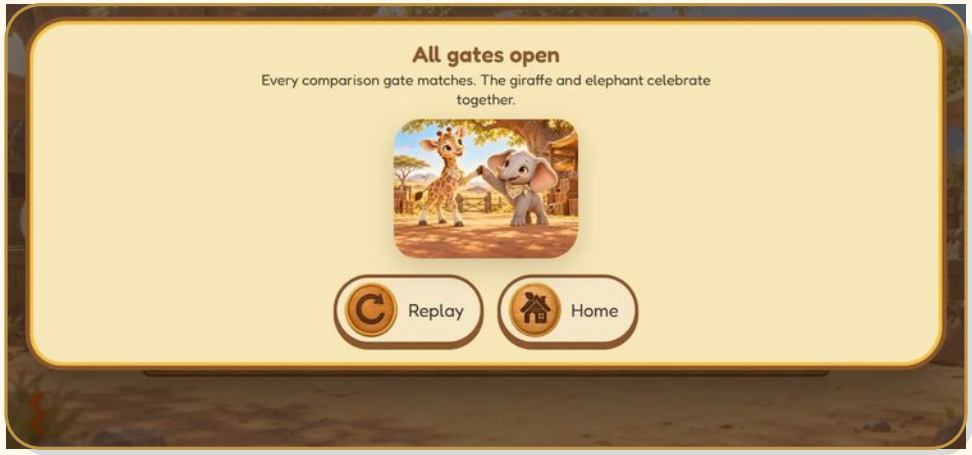

Pause when you need a break. The question mark shows the steps again. Five levels, four tasks each.

Pause and Help open the real controls; the final view celebrates all open gates.

Portal home
wondermaths.app