PREDICT BOTH LOADS

AGES 5–7

Track both trays when one piece changes places.



TASK A · MOVE ONE WHOLE BAR

START 21 / 14. MOVE ONE WHOLE BAR FROM LINO (RIGHT) TO ELEPHANT (LEFT). WHAT ARE BOTH LOADS?

ELEPHANT LOAD (LEFT)	LINO LOAD (RIGHT)
WRITE THE NUMBER	WRITE THE NUMBER

TASK B · MOVE ONE SINGLE BLOCK

START 12 / 13. MOVE ONE SINGLE BLOCK FROM LINO (RIGHT) TO ELEPHANT (LEFT). WHAT ARE BOTH LOADS?

ELEPHANT LOAD (LEFT)	LINO LOAD (RIGHT)
WRITE THE NUMBER	WRITE THE NUMBER

SAY: **When one piece moves, what changes in each tray?**

Practices: Predicting the two linked effects of moving one ten. · Predicting the two linked effects of moving one.

50 mm | Print at 100%

wondermaths.app

PLAN TWO TRANSFERS

AGES 5–7

Choose which way each piece must travel.



TASK A · PLAN 24 / 31

START 24 / 31. THE ORDERS ARE 33 / 22. CHOOSE THE DIRECTION FOR ONE WHOLE BAR AND ONE SINGLE BLOCK.

WHOLE BAR GOES	
LEFT → RIGHT	RIGHT → LEFT

SINGLE BLOCK GOES	
LEFT → RIGHT	RIGHT → LEFT

TASK B · PLAN 42 / 13

START 42 / 13. THE ORDERS ARE 33 / 22. CHOOSE THE DIRECTION FOR ONE WHOLE BAR AND ONE SINGLE BLOCK.

WHOLE BAR GOES	
LEFT → RIGHT	RIGHT → LEFT

SINGLE BLOCK GOES	
LEFT → RIGHT	RIGHT → LEFT

SAY: **Which tray gives a whole bar? Which tray gives one block?**

Practices: Planning two opposing transfers from current and target loads. · Planning opposing transfers when the current imbalance reverses.

50 mm | Print at 100%

wondermaths.app

UNDO, THEN SHARE

AGES 5–7

Put the wrong piece back, then finish both orders.



TASK A · UNDO THE WRONG MOVE

THE ORDERS ARE 22 / 22. A SINGLE BLOCK MOVED FROM LINO TO ELEPHANT AND MADE 13 / 31. WHICH PIECE RETURNS, AND FROM WHICH TRAY?

PIECE TO RETURN	
WHOLE BAR	SINGLE BLOCK

RETURN FROM	
ELEPHANT	LINO

TASK B · FINISH BOTH ORDERS

AFTER THE UNDO, THE LOADS ARE 12 / 32. WHICH PIECE MOVES, AND FROM WHICH TRAY, TO MAKE 22 / 22?

PIECE TO MOVE	
WHOLE BAR	SINGLE BLOCK

TRAY IT LEAVES	
ELEPHANT	LINO

SAY: **Undo the change first. Then move the piece that finishes both orders.**

Practices: Reversing a transfer by identifying the moved piece and its source. · Choosing the next transfer after restoring the starting state.

50 mm | Print at 100%

wondermaths.app



SHARE THIRTY-FIVE

AGES 5–7

Choose any split. Then move one existing piece.

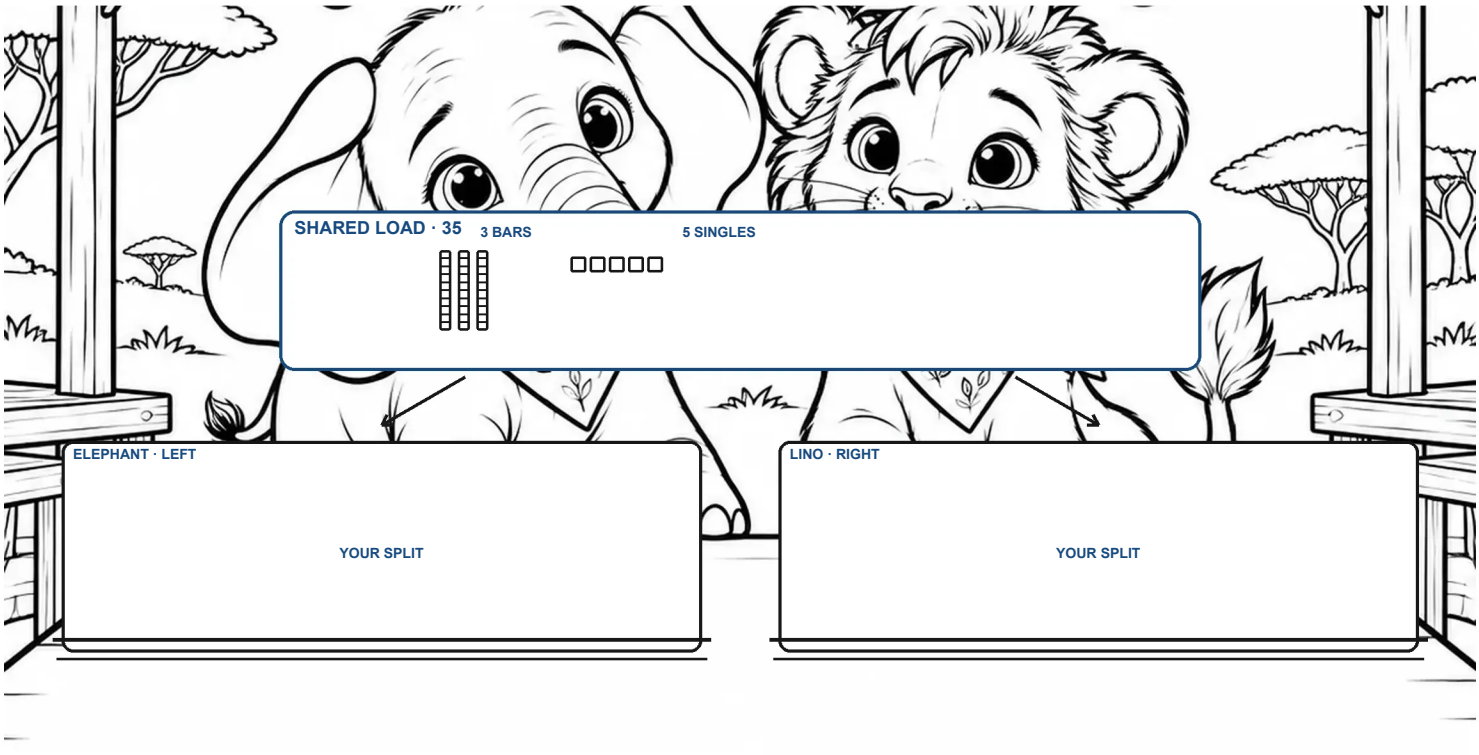

TASK A · CHOOSE A SPLIT

SHARE 35 AS 3 WHOLE BARS AND 5 SINGLE BLOCKS. ENTER BOTH LOADS. ZERO IS ALLOWED.

ELEPHANT LOAD (LEFT)	LINO LOAD (RIGHT)
WRITE THE NUMBER	WRITE THE NUMBER

TASK B · MOVE ONE EXISTING PIECE

FROM YOUR SPLIT, MOVE ONE EXISTING WHOLE BAR OR ONE SINGLE BLOCK TO THE OTHER TRAY. ENTER BOTH NEW LOADS, THE PIECE, AND WHERE IT STARTED.

ELEPHANT AFTER MOVE	LINO AFTER MOVE	PIECE THAT MOVED		TRAY IT LEFT	
WRITE THE NUMBER	WRITE THE NUMBER	WHOLE BAR	SINGLE	ELEPHANT	LINO

SAY: Which piece existed already, and how did both trays change?

Practices: Creating a valid split while conserving tens, ones, and the total. · Testing conservation after a one-unit transfer from the child's own split.

50 mm | Print at 100%

wondermaths.app