Bundle of Ten

A picture guide for little players.

Four tasks in each of five levels.



Look and listen.

Tap Play. Watch the hand. Tap the play picture to continue.

Two practice demonstrations show the way.

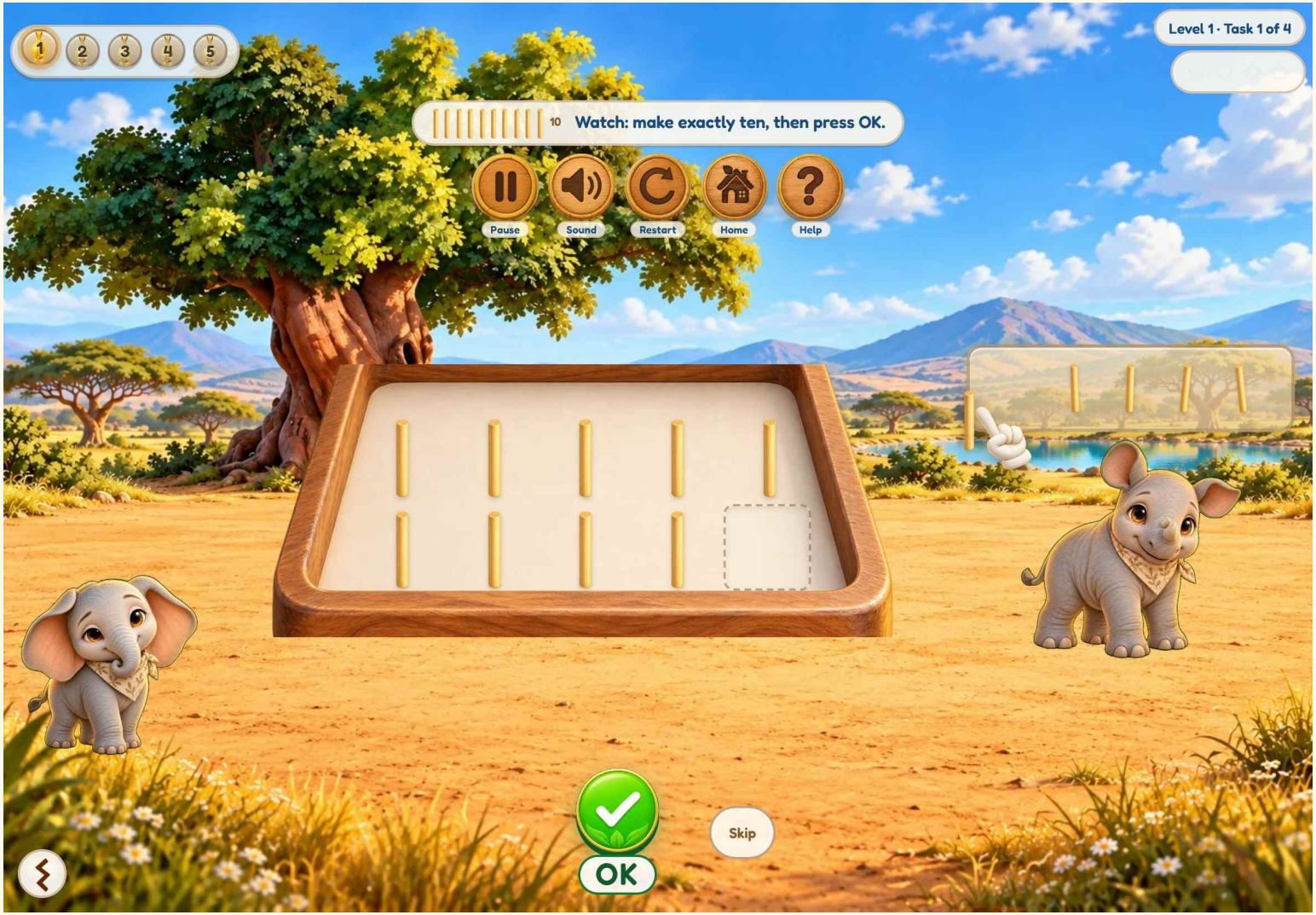

Your turn: tap one stem.

Nine stems are waiting. Tap a spare stem to move it onto the mat.

Tap a spare stem; it moves onto the mat.



Ten? Tap the green check.

These ten stems make one bundle of ten.

Ten is ready. Tap the green check to check your work.





ten on the mat



after the green check

Make your own ten.

Later, the mat starts empty. Move stems one at a time.

The ten-frame shows every empty space.



Too many? Tap one back.

Eleven on the mat? Move one away to leave ten.

Nothing resets; your stems stay where you put them.



eleven on the mat



ten after one leaves

Tie or untie: still ten.

Match the picture. Tie or untie. Then tap the green check.

Both pictures show the same ten.



loose stems





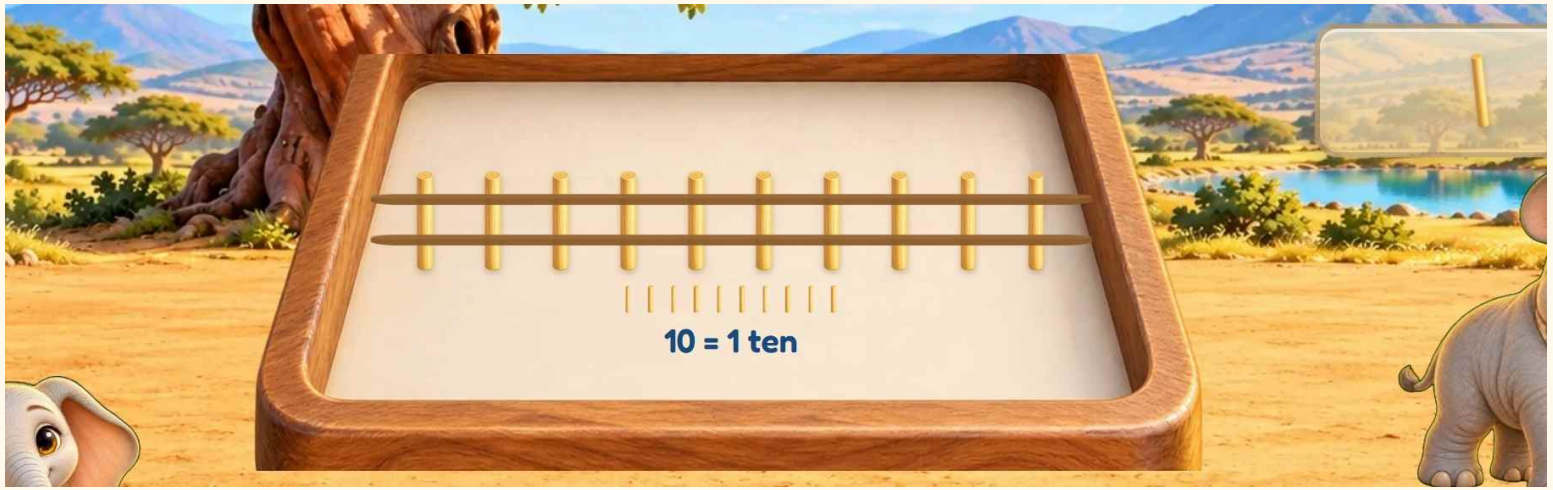

tied bundle



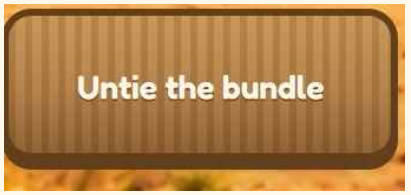

Help is here.

Tap ? to hear the help or see the hand again. Take a break whenever you like.

Four tasks in each of five levels. A high-five after every level.



help is here



a high-five

Home page