Aro: Sound Parcel

A picture guide

Listen. Place a leaf. Check.







Watch the hand

Tap Play

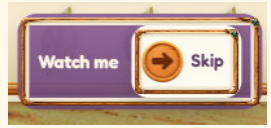

Skip any time

WATCH

Watch the hand

Tap Play. Watch one sound and one leaf.

This first demo plays by itself and is not scored. Tap Skip to move on.





Tap the headphones



the Listen button

LISTEN

Listen

Tap the headphones. Listen to the whole little sequence.

Listen plays the same sounds again. Nothing changes.



PLACE

Move a leaf

Drag a leaf into the parcel. One sound gets one leaf.

You can also tap a supply leaf, then tap the parcel.



ONE FOR EACH

One for each

Three sounds, three leaves. Each sound has its own leaf.

Count slowly: one sound, one leaf.





Green OK

CHECK

Check

Tap green OK when the parcel is ready.

Green OK is the round button in the bottom corner.





Tap a leaf

CHANGE IT You can change it

Too many? Tap a leaf to put it back. Need one? Bring one in.

Your leaves stay in the parcel until you change them.





Listen again

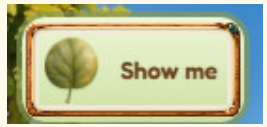

Show me

HELP

Help is here

Listen again to hear the same sounds. Show me makes a mark for each sound.

The marks are hints. Your child still places the leaves.

Five river steps



Up to five sounds





Parcel stars

LATER Along the river

Later you may count up to five or hear different sounds. One sound still gets one leaf.

Stars mark the parcels you finish. Feathers mark the five river steps.

Listen

Place a leaf

Check



Visit wondermaths.app

READY **Ready to play**

Listen. Place. Check.

Visit wondermaths.app for more Wondermaths adventures.