WHERE IS NOTHING LEFT?

AGE 2.5-3

Point to the empty rope



WHERE IS NOTHING LEFT?





SAY: Point to the rope that has nothing inside. Then point again below.

Practices: noticing an empty group

40 mm | Print at 100%

wondermaths.app



ONE PEBBLE MOVES

Watch one stone move

AGE 4



AFTER THIS PEBBLE MOVES, HOW MANY WILL BE LEFT ON THE SAND?



SAY: Follow the arrow with your finger. How many stones stay on the sand?

Practices: predicting one move

40 mm | Print at 100%

wondermaths.app

INSIDE THE ROPE

AGE 5

Look, cross out, count



CROSS OUT ONLY THE PEBBLES INSIDE THE ROPE. HOW MANY WILL BE LEFT INSIDE?

NOTHING





SAY: Cross out only the stones inside the rope. What is left inside then?

Practices: selecting by position

40 mm | Print at 100%

wondermaths.app

ZERO ON THE SAND

Two little tasks

AGES 6-7



1. HOW MANY MORE PEBBLES MUST MOVE TO LEAVE ZERO ON THE SAND?



2. ALL FIVE ARE IN THE BASKET. ONE GOES BACK TO THE SAND. HOW MANY STAY IN THE BASKET?



SAY: Predict first, then try each move with five big blocks.

Practices: proving zero and reversing a move

40 mm | Print at 100%

wondermaths.app

For Grown-Ups: Answers & Little Hints

You do not have to print this page. Look here to check an answer or to help a child get moving.

AGE 2.5-3 - Where is nothing left?

Answer: The left rope is empty.

Little hint: touch each rope. Which one has no pebbles inside?

AGE 4 - After this pebble moves, how many are left on the sand?

Answer: Two.

Little hint: cover the arrow stone with a finger. Count the stones still inside the rope.

AGE 5 - Cross out only the pebbles inside the rope. How many are left inside?

Answer: Nothing (zero).

Little hint: is the rope a good place to look for stones that count here? Then check inside it.

AGES 6-7 task 1 - How many more pebbles must move to leave zero?

Answer: Three.

Little hint: count the stones on the sand, then count moves one at a time until the rope is empty.

AGES 6-7 task 2 - One stone goes back. How many stay in the basket?

Answer: Four.

Little hint: start from all five in the basket and take one away on your fingers.